

JA Finance Park® Pre-Training Overview

Program Overview



JA Finance Park helps area middle and high school students build a foundation upon which they can make intelligent financial decisions that last a lifetime, including decisions related to income, expenses, savings, and credit. The *JA Finance Park* program begins with an in-classroom curriculum, which provides personal finance lessons and learning activities that align with state learning standards. Through these lessons, students learn about financial institutions, taxes and salaries, and budgeting.

The classroom curriculum culminates with a visit to our *JA Finance Park* mobile facility, where students put their learning into practice. During this one-day experience, students “become” adults faced with real-life financial situations and choices. Each student is given a personal profile that includes details relating to his or her

simulated family, educational background, career, and income-level. Then, the students are immersed in a reality-based experience that involves individual and family budgeting and decisions relating to housing, transportation, food, utilities, health care, investments, philanthropy, and banking. At all times, adult volunteers guide students toward sound financial and lifestyle choices.

On-Site Simulation Overview



Students work on Samsung tablets as they navigate through **five phases** of the day – **Set-Up and Savings, Research, Budget, Shopping, and Payment**. As a volunteer, you will assist a group of 6-10 students, guiding them through each phase and sharing personal financial tips.

On the morning of your *JA Finance Park* volunteer day, you will receive a 45 minute on-site orientation which covers your responsibilities for the day. This will take place prior to the students’ arrival.


The information below will be discussed in more detail during the on-site orientation; however, we encourage you to review the material prior to your volunteer day to familiarize yourself with the five phases.

Phase 1 – Set-Up and Savings

- Volunteers lead a discussion in which students share highlights of their assigned persona, including income, job title and education background, marital status, if they have children, existing savings and debt, and their credit score.
- Students calculate their Net Monthly Income (NMI) and their household total NMI.
- Volunteers lead a discussion on savings and students decide what they will set a savings goal. They then allocate that amount into three savings funds.


JA Finance Park®

Life Scenario

Click here to select your avatar



Sarah

Estimator, Auto Damage
34 Years | Single | Children: 2


Account No.
10101

PIN
2101


My Gross Annual Income	\$51,500
My Gross Monthly Income	\$4,292

Credit Score i
700

Educational Debt	\$5,000
Credit Card Debt	\$290
Retirement Savings	\$32,000
Emergency Fund	\$0
Other Savings	\$6,000



Child 1
7 Years



Child 2
3 Years

Educational Background

Trade/Vocational School

Job Responsibilities

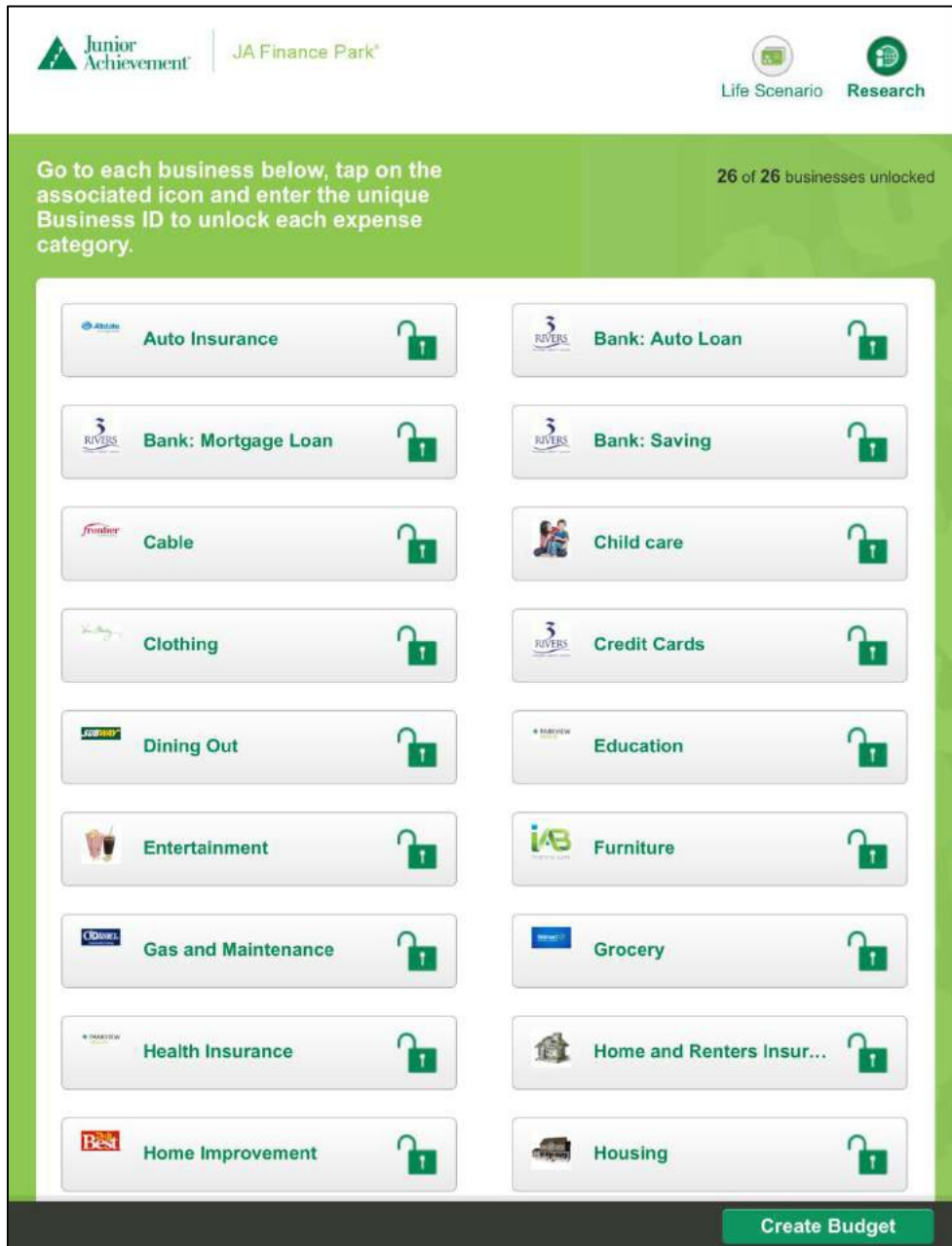
Inspects and tests automobiles and trucks to determine need for and cost of repairs. Road tests autos and questions customers about vehicle or completes a visual inspection.

Career Advancement Opportunity

Continuing education is necessary to maintain up-to-date knowledge of automotive systems.





































Phase 2 - Research

- Volunteers lead their group of students as they visit each business and read information for each business/budget category.
- Utilizing discussion questions, volunteers initiate group discussion with students about their research discoveries and share personal experience and suggestions about budgeting.
- Students must unlock every business in order to continue to the Budget phase.



Go to each business below, tap on the associated icon and enter the unique Business ID to unlock each expense category.


26 of 26 businesses unlocked

 Auto Insurance 	 Bank: Auto Loan 
 Bank: Mortgage Loan 	 Bank: Saving 
 Cable 	 Child care 
 Clothing 	 Credit Cards 
 Dining Out 	 Education 
 Entertainment 	 Furniture 
 Gas and Maintenance 	 Grocery 
 Health Insurance 	 Home and Renters Insur... 
 Home Improvement 	 Housing 


Create Budget


Phase 3 - Budget


- Students build a monthly budget, informed by their research and volunteer discussion. They must allocate 100% of their NMI.



JA Finance Park®
















Life Scenario


Research


Budget

Determine your budget for each expense category.

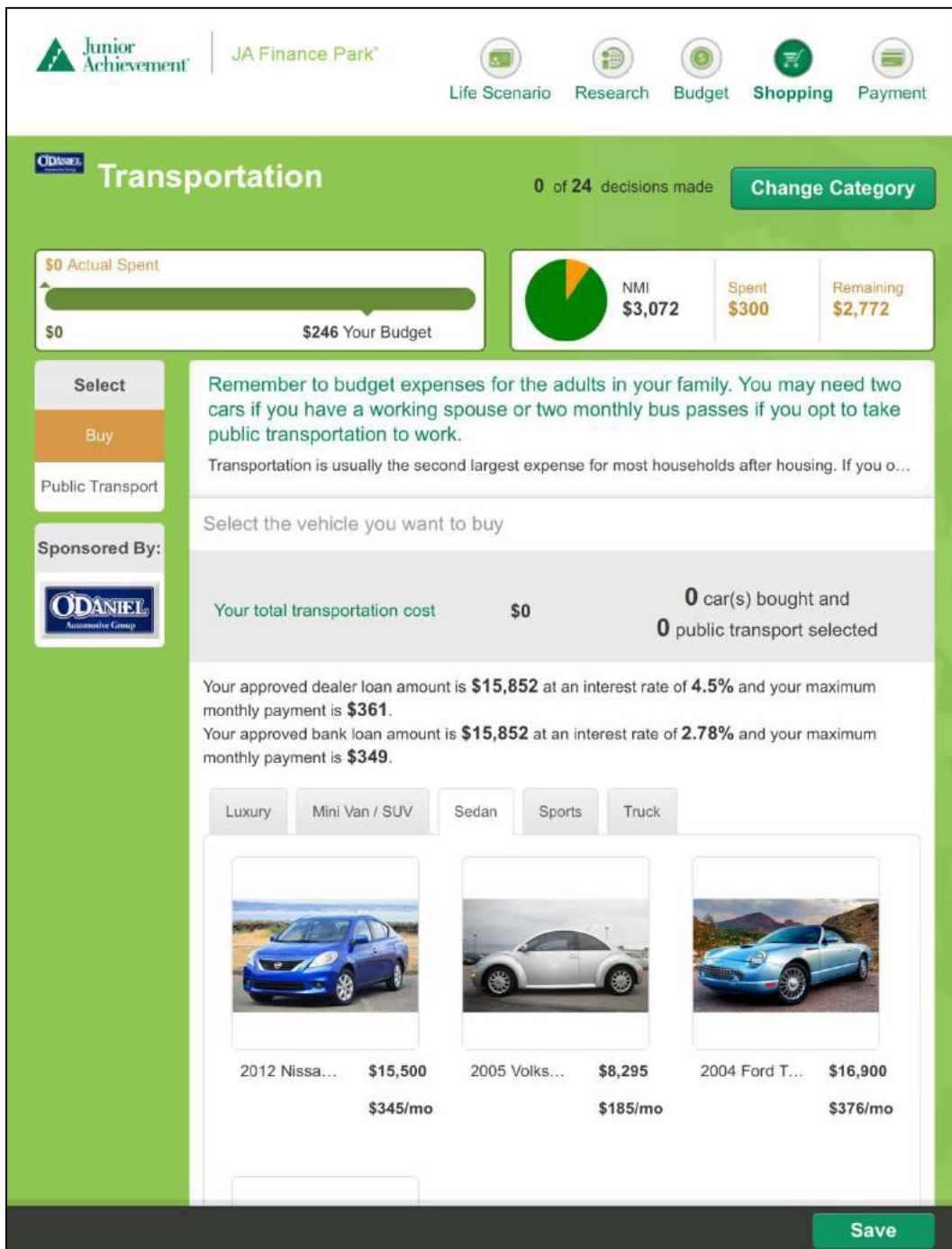
NMI **\$3,072**
Total Budgeted **\$365**
Left to Allocate **\$2,707**

	Minimum Recommended		Maximum Recommended		Your Budget	
 Bank: Saving	\$61	2.0%	You can budget to pay more than this amount.		\$ 300	9.8%
 Housing	\$492	16.0%	\$860	28.0%	\$ 0	0.0%
 Transporta...	\$246	8.0%	\$369	12.0%	\$ 0	0.0%
 Child care	\$276	9.0%	\$614	20.0%	\$ 0	0.0%
 Grocery	\$246	8.0%	\$553	18.0%	\$ 0	0.0%
 Home and ...	\$31	1.0%	\$123	4.0%	\$ 0	0.0%
 Auto Insur...	\$31	1.0%	\$154	5.0%	\$ 0	0.0%
 Gas and M...	\$123	4.0%	\$246	8.0%	\$ 0	0.0%
 Utilities-W...	\$31	1.0%	\$123	4.0%	\$ 0	0.0%
 Utility-Elec...	\$61	2.0%	\$215	7.0%	\$ 0	0.0%
 Clothing	\$92	3.0%	\$215	7.0%	\$ 0	0.0%
 Credit Cards	\$15	0.5%	You can budget to pay more than this amount.		\$ 15	0.5%
 Dining Out	\$61	2.0%	\$184	6.0%	\$ 0	0.0%
 Education	\$50	1.6%	You can budget to pay more than this		\$ 50	1.6%

Save

Phase 4 – Shopping

- Students stay at tables and make shopping selections on their Samsung tablets.
- Students discover how close they came to budgeting accurately, based on their wants and needs.



The screenshot shows the 'Shopping' phase of the JA Finance Park simulation, specifically for the 'Transportation' category. The interface includes a navigation bar with icons for Life Scenario, Research, Budget, Shopping, and Payment. The 'Shopping' icon is highlighted.

Transportation | 0 of 24 decisions made | [Change Category](#)

\$0 Actual Spent | **\$246 Your Budget**

NMI \$3,072 | **Spent \$300** | **Remaining \$2,772**

Select

Buy

Public Transport

Sponsored By:

ODANIEL Automotive Group

Remember to budget expenses for the adults in your family. You may need two cars if you have a working spouse or two monthly bus passes if you opt to take public transportation to work.

Transportation is usually the second largest expense for most households after housing. If you o...




Select the vehicle you want to buy

Your total transportation cost **\$0** | **0** car(s) bought and **0** public transport selected

Your approved dealer loan amount is **\$15,852** at an interest rate of **4.5%** and your maximum monthly payment is **\$361**.

Your approved bank loan amount is **\$15,852** at an interest rate of **2.78%** and your maximum monthly payment is **\$349**.

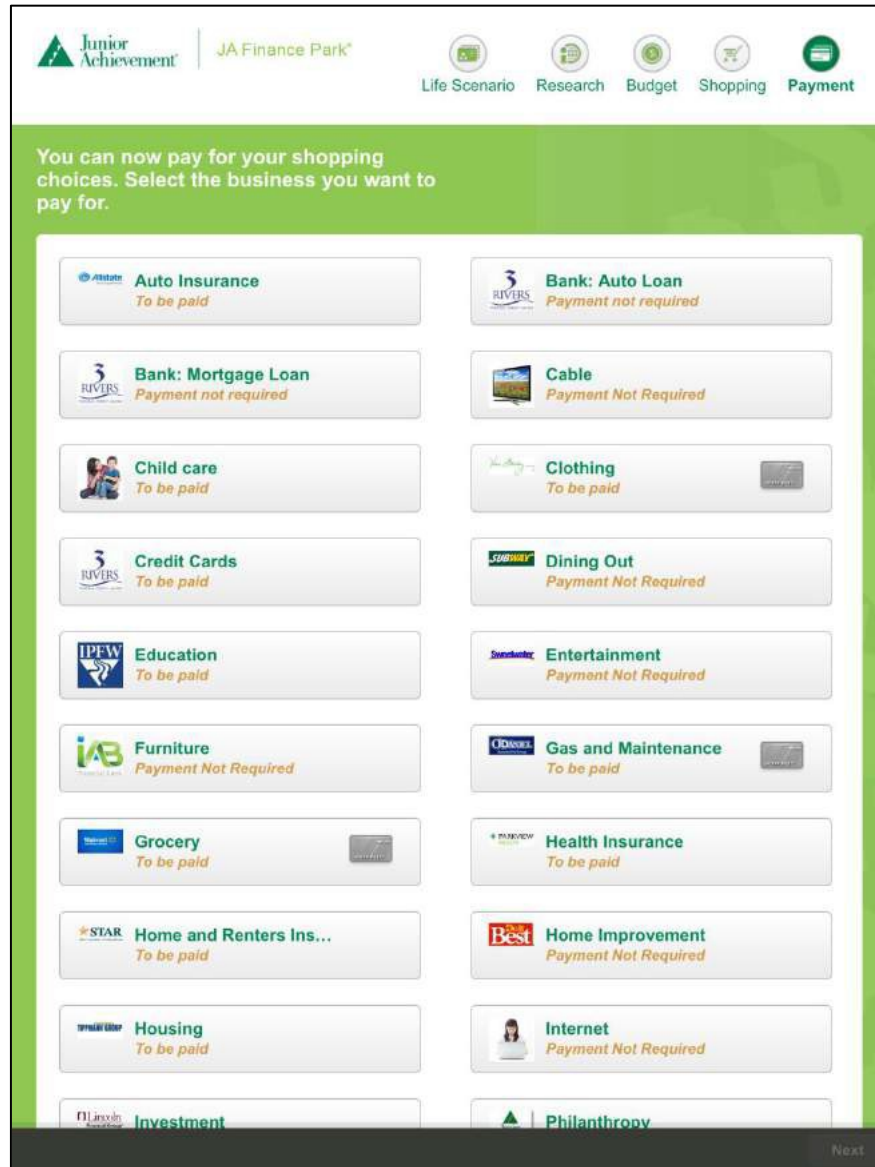
Luxury | Mini Van / SUV | Sedan | Sports | Truck

		
2012 Nissa... \$15,500	2005 Volks... \$8,295	2004 Ford T... \$16,900
\$345/mo	\$185/mo	\$376/mo

Save

Phase 5 - Payment

- Students pay for all their shopping selections.
Note: Some items are paid for with a debit card and other items are paid electronically by making an online payment from their banking account.



Hopefully, this outline provides an understanding of your volunteer role at JA Finance Park. ***(The JA Finance Park Volunteer Guide including step-by-step volunteer instructions is also available for your review on this training website.)***

The most important thing to remember is to have fun and share some budgeting wisdom with the students so we can empower them to own their economic success!!